

Scaled data based on original data using
LM-79-08 Approved Method: Electrical and Photometric Measurements of Solid-
State Lighting Products

Test Report Prepared for
Cooper Lighting Solutions
(formerly Eaton)

Brand: INVUE

Report Number: P162465

Luminaire Tested: **EMM-E01-LED-E1-SL3-HSS-8030**

Issue Date: 03/03/2020

Test Information

Test Method: LM-79-08
Report Number: P162465
REPORT IS SCALED FROM IESNA LM-79-08 TEST DATA (P33727)
Test Lab: INNOVATION CENTER-P3
Issue Date: 03/03/2020
Manufacturer: COOPER LIGHTING SOLUTIONS (FORMERLY EATON)
Product Line: INVUE
Catalog Number: EMM-E01-LED-E1-SL3-HSS-8030
Description: EPIC MODERN MEDIUM DECORATIVE LED LUMINAIRE
(1) LIGHTBARS WITH AccuLED OPTICS - TYPE 3 W/ SPILL LIGHT CONTROL AND HOUSE SIDE SHIELD
Light Source: (21) 3000K CCT, 80 CRI LEDs
Ballast/Driver: -

Summary

Lumens per Lamp: N/A
Luminaire Lumens: 1391.3 lumens
Efficiency: N/A
Efficacy: 56.3 lumens/watt
Luminous Opening: Rectangular w/ Sides (W: 0.17' x L: 1' x H: 0.1')
IES Classification: Type III - Short - Non-Cutoff
BUG Rating: B0 - U0 - G1

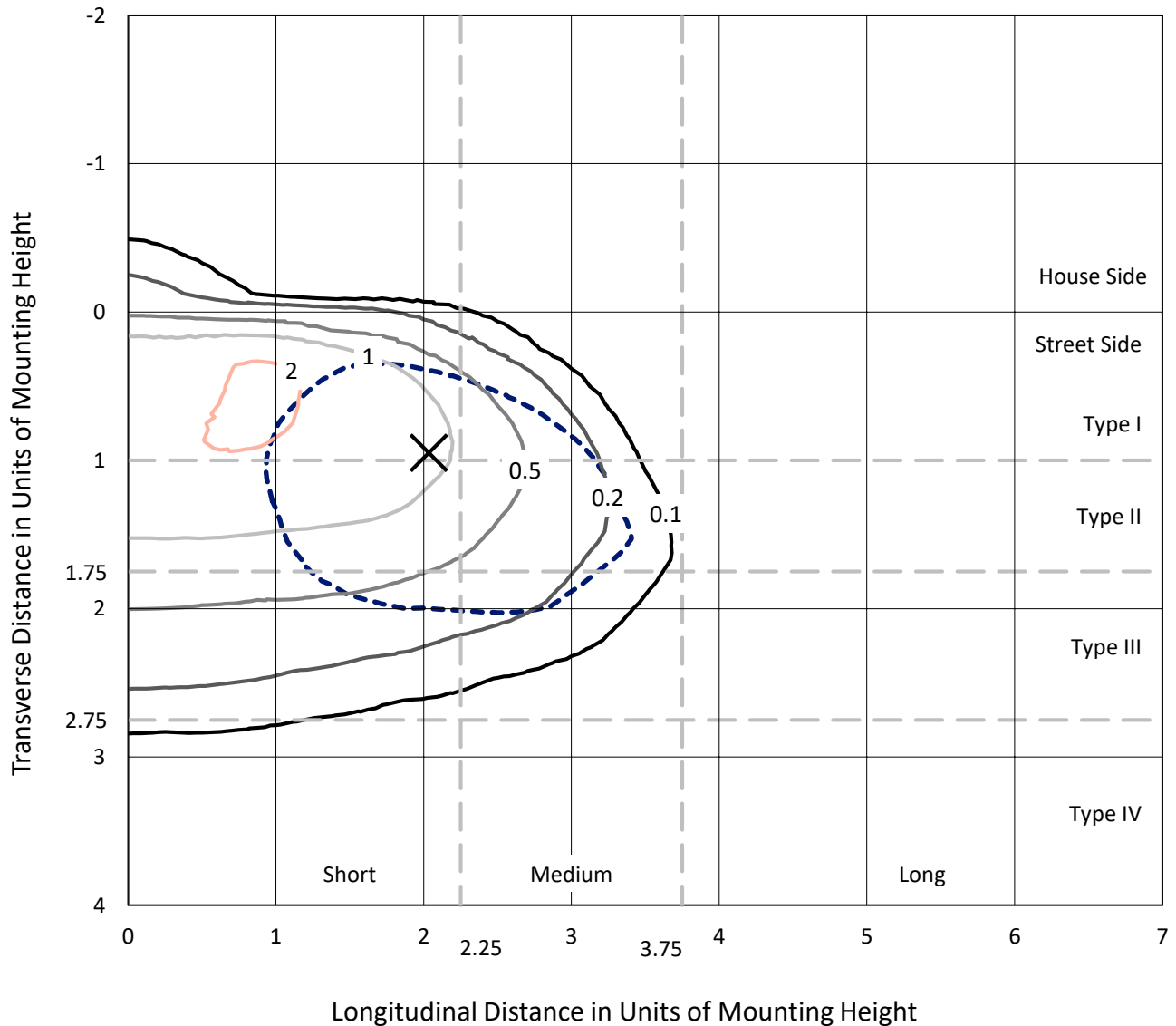
Input Watts (W): 24.7
Input Voltage (V): NR
Input Current (Ain): NR
Voltage Rise (V): NR
Power Factor: NR
Total Harmonic Distortion (THDi): NR
Frequency (hertz): 60
Stabilization Time: NR
Operation Time: NR
Ambient Temperature (°C): NR
Test Distance: 25 FT



REPORT NUMBER: P162465
 CATALOG NUMBER: EMM-E01-LED-E1-SL3-HSS-8030

Iso-Footcandle Lines of Horizontal Illumination

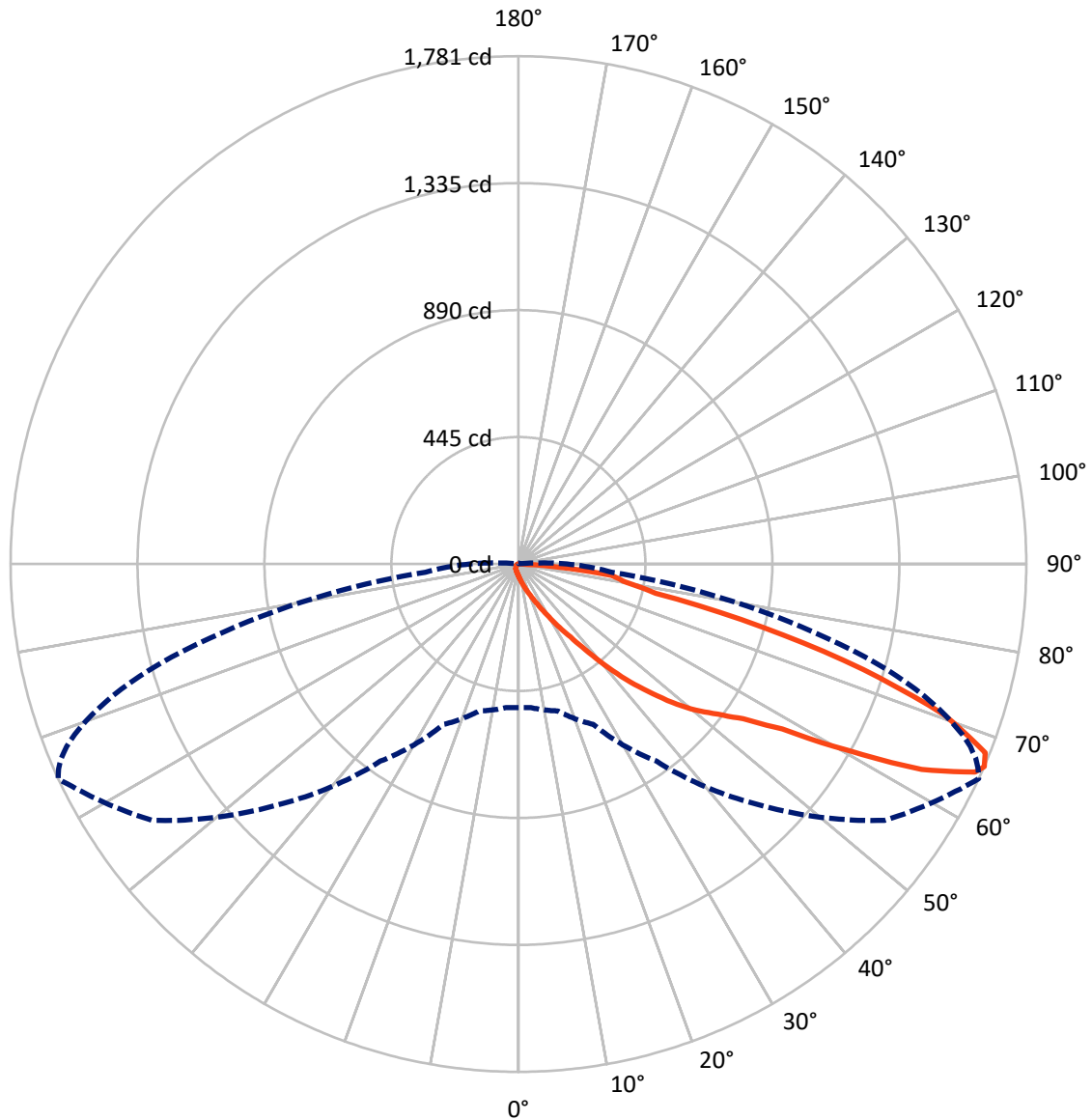
× Max cd
 - - - 1/2 Max cd



Based on 10 foot mounting height. Maximum calculated value = 2.3 fc
 Type III - Short - Non-Cutoff

REPORT NUMBER: P162465
CATALOG NUMBER: EMM-E01-LED-E1-SL3-HSS-8030

Luminous Intensity Polar Plot



— Vertical Plane Through 65-Deg Lateral - - - Horizontal Cone Through 66-Deg Vertical

REPORT NUMBER: P162465

CATALOG NUMBER: EMM-E01-LED-E1-SL3-HSS-8030

FLUX DISTRIBUTION:

		Downward	Upward	Total
House Side	Lumens	30.2	0.0	30.2
	% Fixture	2.2	0.0	2.2
Street Side	Lumens	1361.1	0.0	1361.1
	% Fixture	97.8	0.0	97.8
Total	Lumens	1391.3	0.0	1391.3
	% Fixture	100.0	0.0	100.0

Coefficient of Utilization

ZONAL LUMENS:

Zone	Lumens	% Fixture
0°-10°	4.7	0.3
10°-20°	19.9	1.4
20°-30°	43.0	3.1
30°-40°	91.8	6.6
40°-50°	203.0	14.6
50°-60°	344.1	24.7
60°-70°	459.2	33.0
70°-80°	202.3	14.5
80°-90°	23.3	1.7
90°-100°	0.0	0.0
100°-110°	0.0	0.0
110°-120°	0.0	0.0
120°-130°	0.0	0.0
130°-140°	0.0	0.0
140°-150°	0.0	0.0
150°-160°	0.0	0.0
160°-170°	0.0	0.0
170°-180°	0.0	0.0
0°-90°	1391.3	100.0
0°-180°	1391.3	100.0



REPORT NUMBER: P162465

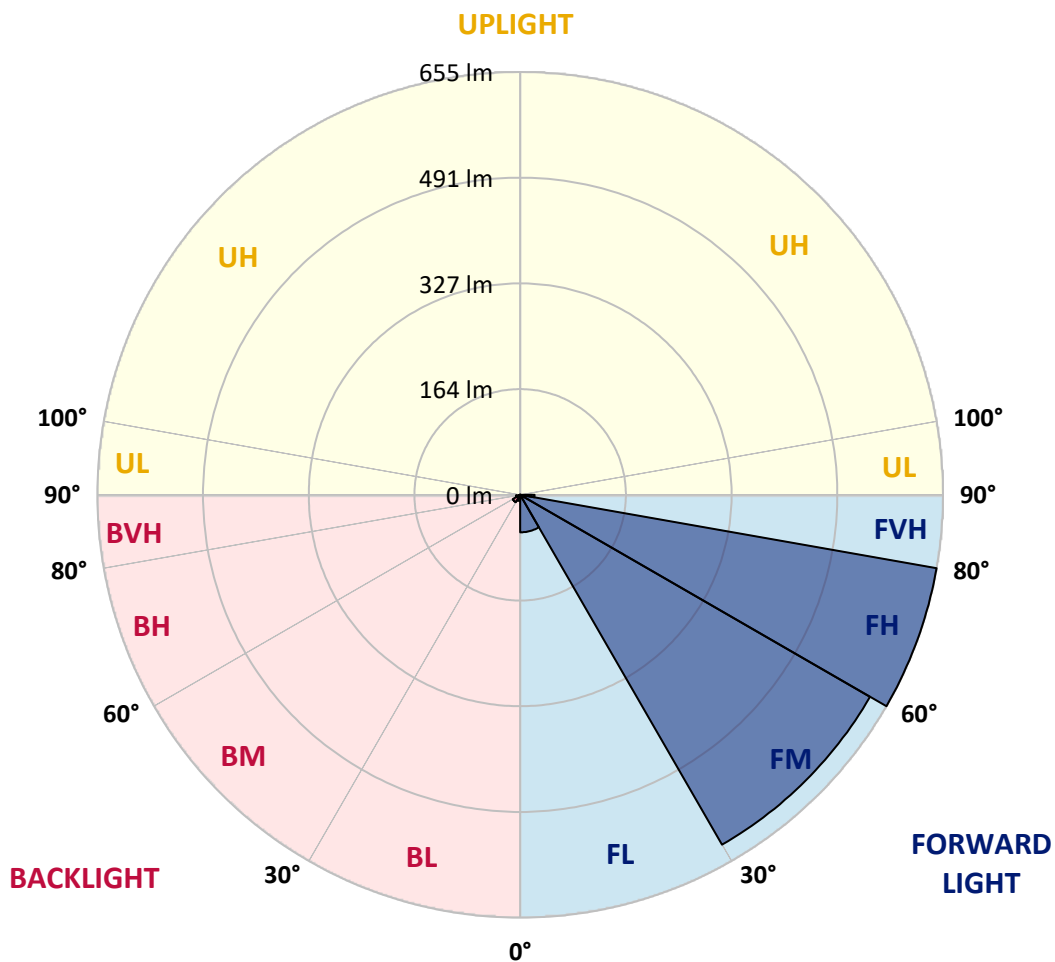
CATALOG NUMBER: EMM-E01-LED-E1-SL3-HSS-8030

LUMINAIRE CLASSIFICATION SYSTEM LUMEN TABLE AND BUG RATING:

Zone		Lumens	% Fixture	Zone Rating/Lumen Limit		
				B	U	G
FL	(0°-30°)	58.1	4.2			
FM	(30°-60°)	625.7	45.0			
FH	(60°-80°)	654.9	47.1			G0/660
FVH	(80°-90°)	22.4	1.6			G1/100
BL	(0°-30°)	9.5	0.7	B0/110		
BM	(30°-60°)	13.2	1.0	B0/220		
BH	(60°-80°)	6.5	0.5	B0/110		G0/110
BVH	(80°-90°)	0.9	0.1			G0/10
UL	(90°-100°)	0.0	0.0		U0/0	
UH	(100°-180°)	0.0	0.0		U0/0	

BUG Rating: B0-U0-G1

Type III Short





REPORT NUMBER: P162465
 CATALOG NUMBER: EMM-E01-LED-E1-SL3-HSS-8030

CANDELA DISTRIBUTION (FULL):

	0°	5°	15°	25°	35°	45°	55°	65°	66°	67°	68°
0°	42.0	42.0	42.0	42.0	42.0	42.0	42.0	42.0	42.0	42.0	42.0
2.5°	53.0	52.7	51.6	51.6	50.0	49.0	47.6	46.3	46.3	46.0	45.7
5°	70.1	68.5	68.2	65.3	62.8	59.4	56.2	51.9	51.3	50.8	50.6
7.5°	89.1	88.8	86.4	82.9	78.1	71.7	65.3	58.3	57.3	56.7	55.6
10°	113.7	112.3	109.1	103.2	96.0	87.5	77.0	66.1	64.7	63.7	63.1
12.5°	137.2	134.8	132.9	125.4	116.4	103.8	91.2	75.4	74.4	73.0	70.9
15°	159.1	157.0	153.8	147.4	137.2	121.4	106.7	87.5	84.8	82.9	81.3
17.5°	176.3	174.9	171.2	164.0	153.0	139.1	121.4	99.8	97.6	95.2	92.3
20°	192.6	190.7	184.8	174.9	163.2	152.5	138.8	115.8	112.9	109.9	106.7
22.5°	208.1	206.2	196.6	180.3	167.7	163.2	158.3	134.0	129.5	127.0	123.8
25°	229.8	225.7	210.8	184.8	168.0	171.4	179.7	157.5	153.3	149.8	144.7
27.5°	258.9	253.6	230.0	191.5	169.1	180.6	204.4	186.2	181.6	177.6	172.0
30°	291.8	288.3	260.3	207.6	176.8	193.9	231.9	222.5	217.2	212.4	205.7
32.5°	325.0	320.2	292.4	238.1	197.7	219.9	266.4	264.8	257.8	253.3	246.1
35°	354.1	351.7	331.1	288.1	245.3	265.4	312.4	314.3	308.1	303.3	295.3
37.5°	373.9	373.9	369.9	341.8	321.0	336.0	380.1	380.4	374.2	363.2	359.2
40°	384.1	387.0	401.5	406.8	405.8	425.0	468.9	464.1	459.0	453.4	440.0
42.5°	405.0	407.6	438.4	475.3	499.4	524.8	555.0	553.4	547.3	537.1	524.8
45°	440.3	443.7	480.4	539.0	588.5	624.6	643.8	636.3	630.2	620.6	614.1
47.5°	485.2	491.9	533.3	605.8	665.5	725.1	745.2	725.4	720.0	712.6	702.1
50°	533.1	539.5	583.6	666.6	734.0	805.1	838.5	805.1	797.3	795.0	783.2
52.5°	574.5	579.9	622.4	713.4	786.4	869.8	918.5	874.4	868.8	860.7	852.2
55°	599.1	603.4	643.3	735.8	822.0	928.1	995.8	957.0	948.7	945.5	933.2
57.5°	607.4	611.7	647.6	738.8	841.2	981.4	1089.7	1091.1	1081.2	1069.6	1065.9
60°	607.4	612.3	642.5	731.5	859.9	1038.1	1214.9	1326.4	1305.0	1302.9	1289.3
62.5°	582.3	586.9	617.4	709.3	885.1	1114.6	1389.3	1586.1	1580.0	1566.1	1543.6
65°	527.7	530.4	560.4	652.7	875.4	1184.9	1540.4	1758.9	1749.0	1721.7	1692.9
66°	503.1	505.3	533.3	620.3	843.9	1194.6	1567.2	1780.6	1764.3	1741.3	1708.7
67.5°	467.5	471.3	491.1	560.1	768.2	1161.1	1550.3	1765.3	1751.2	1723.3	1690.7
70°	312.1	309.5	379.3	429.8	585.3	946.1	1390.9	1585.1	1585.4	1572.2	1559.1
72.5°	148.2	149.8	170.1	264.5	383.0	632.0	1107.1	1265.2	1283.3	1259.8	1243.5
75°	106.5	108.9	121.2	161.8	228.4	379.3	717.6	884.8	885.3	843.6	806.4
77.5°	31.0	32.4	45.5	99.8	171.2	256.0	412.2	491.9	480.4	450.4	422.4
80°	12.8	12.8	13.4	31.8	68.7	173.9	288.3	378.8	377.4	365.9	349.3
82.5°	4.8	5.1	6.4	13.1	16.3	42.8	192.3	328.7	327.9	311.6	299.8
85°	0.5	0.5	1.6	5.6	6.2	8.0	38.5	145.0	144.2	145.0	127.0
87.5°	0.0	0.0	0.3	0.5	0.8	1.1	1.6	5.6	6.2	5.9	5.3
90°	0.0	0.0	0.0	0.0	0.0	0.0	0.0	0.0	0.0	0.0	0.0



REPORT NUMBER: P162465
 CATALOG NUMBER: EMM-E01-LED-E1-SL3-HSS-8030

CANDELA DISTRIBUTION (continued):

	69°	70°	71°	72°	73°	74°	75°	76°	77°	78°	79°
0°	42.0	42.0	42.0	42.0	42.0	42.0	42.0	42.0	42.0	42.0	42.0
2.5°	45.7	45.2	45.2	44.9	44.9	44.9	44.7	44.4	44.4	44.1	43.9
5°	50.0	49.5	49.2	48.7	48.4	48.1	47.6	47.3	46.8	46.5	46.3
7.5°	55.1	54.0	53.8	53.0	52.2	51.6	51.1	50.3	49.7	48.7	48.4
10°	61.5	60.2	59.1	58.0	57.3	55.9	55.1	54.0	53.0	52.2	51.3
12.5°	69.8	67.9	66.3	65.3	63.4	61.8	60.2	59.4	57.3	56.2	54.8
15°	78.9	76.8	74.9	72.8	71.4	68.7	66.6	64.2	63.1	61.2	59.1
17.5°	90.7	87.2	84.3	82.1	79.4	76.8	74.4	72.0	68.7	66.6	63.9
20°	103.2	100.3	96.3	92.6	89.4	86.1	82.7	79.4	76.5	73.0	69.8
22.5°	119.3	115.0	110.2	106.5	102.2	98.7	93.9	89.6	84.8	80.2	76.5
25°	139.6	134.0	129.5	124.1	119.0	113.7	107.8	102.4	96.3	92.0	85.6
27.5°	164.8	159.4	153.3	146.3	141.2	133.2	125.4	118.7	111.5	104.9	97.6
30°	196.9	189.1	182.7	176.0	165.8	158.1	149.0	139.9	130.0	123.3	112.3
32.5°	235.4	227.1	217.5	207.8	198.5	187.5	176.3	165.0	154.1	141.8	130.5
35°	282.5	272.6	261.6	251.2	236.7	225.0	210.8	195.3	182.9	168.8	154.6
37.5°	344.8	328.5	318.8	307.9	288.3	272.3	256.5	241.0	219.3	204.4	184.3
40°	422.9	413.2	397.5	379.8	362.2	341.0	319.6	299.0	273.9	253.0	229.8
42.5°	514.6	500.5	484.4	459.0	441.1	416.2	391.9	364.6	333.8	307.1	279.8
45°	600.8	583.9	571.6	546.2	527.5	498.0	468.6	439.7	404.2	369.7	338.1
47.5°	693.8	679.9	659.6	639.0	620.0	586.9	555.0	520.0	482.5	441.6	400.7
50°	775.7	764.7	750.8	725.9	704.8	677.0	639.5	601.3	553.9	513.3	466.8
52.5°	845.2	836.7	817.2	799.5	780.5	754.3	720.9	684.2	633.1	588.5	535.5
55°	927.3	921.2	904.1	893.1	876.3	851.1	819.8	785.8	731.8	683.1	623.2
57.5°	1061.9	1057.1	1042.1	1037.5	1021.0	999.0	960.5	924.1	861.0	800.6	732.1
60°	1284.7	1275.1	1253.1	1241.9	1206.9	1177.4	1127.4	1077.4	1001.2	924.1	841.7
62.5°	1523.3	1496.3	1454.5	1418.7	1369.0	1317.9	1251.0	1174.5	1085.1	993.7	899.0
65°	1651.9	1605.9	1553.3	1496.3	1431.8	1356.7	1272.4	1180.7	1084.6	988.1	888.0
66°	1666.7	1614.8	1558.9	1495.5	1423.8	1343.8	1258.2	1161.9	1062.2	968.0	868.0
67.5°	1648.2	1593.9	1534.8	1464.4	1386.9	1304.0	1214.1	1114.0	1018.0	922.5	825.2
70°	1519.0	1465.0	1412.3	1338.2	1255.5	1172.1	1087.0	975.2	884.3	796.6	709.9
72.5°	1213.0	1176.4	1124.2	1060.8	980.3	882.4	811.5	711.5	632.6	547.5	480.4
75°	758.0	706.4	641.9	561.2	499.6	420.2	378.8	302.8	257.8	218.5	180.6
77.5°	387.6	348.8	303.6	258.1	214.5	171.2	132.4	93.6	63.1	43.9	32.6
80°	320.2	285.9	248.5	207.0	168.5	130.8	94.2	64.2	40.9	26.8	20.9
82.5°	264.5	235.6	202.2	163.7	130.3	102.7	71.4	46.5	28.9	18.7	14.7
85°	112.6	102.2	78.9	62.6	47.1	34.8	24.3	16.3	11.5	9.4	8.6
87.5°	4.8	5.3	5.1	4.0	3.0	3.0	2.7	2.1	2.1	2.1	2.1
90°	0.0	0.0	0.0	0.0	0.0	0.0	0.0	0.0	0.0	0.0	0.0



REPORT NUMBER: P162465

CATALOG NUMBER: EMM-E01-LED-E1-SL3-HSS-8030

CANDELA DISTRIBUTION (continued):

	80°	81°	82°	83°	84°	85°	95°	105°	115°	125°	135°
0°	42.0	42.0	42.0	42.0	42.0	42.0	42.0	42.0	42.0	42.0	42.0
2.5°	43.9	43.6	43.3	43.3	43.1	42.8	41.2	39.9	38.3	37.2	36.1
5°	45.7	45.5	44.9	44.7	44.1	43.9	40.4	37.4	35.0	33.2	31.8
7.5°	47.6	47.3	46.5	45.7	45.5	44.9	39.3	35.6	32.4	30.2	28.9
10°	50.0	49.2	48.4	47.3	46.5	45.7	38.3	33.4	30.0	28.1	26.8
12.5°	53.5	52.2	50.8	49.5	48.4	47.1	37.7	31.6	28.1	25.9	24.6
15°	57.5	55.6	54.0	52.4	50.6	49.2	36.7	30.0	26.5	24.3	22.7
17.5°	61.2	59.1	56.7	54.3	52.4	50.6	35.6	28.4	24.9	22.7	21.1
20°	66.6	63.4	60.5	57.5	54.8	52.4	34.0	26.8	23.5	21.1	19.5
22.5°	72.5	68.7	65.0	61.0	57.5	54.3	32.6	25.4	22.2	19.8	17.9
25°	80.0	75.4	70.3	65.3	61.2	57.0	31.3	24.1	20.9	18.5	16.6
27.5°	90.4	84.0	78.4	72.0	65.8	61.0	30.2	23.0	19.5	17.1	15.2
30°	104.6	95.2	86.4	79.4	72.2	65.3	29.1	21.7	18.5	15.8	13.6
32.5°	120.4	109.4	99.2	88.8	79.7	71.7	28.1	20.6	17.1	14.4	12.6
35°	139.9	126.0	112.3	100.3	89.4	78.6	27.0	19.5	16.0	13.1	11.2
37.5°	168.0	150.6	132.7	117.1	103.0	88.8	26.2	18.5	14.7	11.8	9.9
40°	206.5	184.0	162.1	141.0	122.5	104.9	25.2	17.4	13.6	10.7	8.8
42.5°	248.2	220.9	192.0	168.2	142.8	120.6	24.1	16.3	12.6	9.6	7.8
45°	300.1	266.1	231.1	198.7	167.7	139.1	23.0	15.2	11.2	8.6	6.7
47.5°	356.8	313.5	273.9	233.3	196.3	162.1	21.7	14.4	10.2	7.5	5.9
50°	415.1	369.4	319.4	273.1	229.2	185.1	20.3	13.1	9.1	6.7	4.8
52.5°	478.0	424.0	372.9	315.3	264.3	215.3	19.0	12.0	8.3	5.9	4.0
55°	558.0	497.5	437.6	373.1	311.6	250.4	17.7	10.7	7.2	5.1	3.2
57.5°	658.5	586.9	513.3	440.5	365.9	296.4	16.6	9.4	6.2	4.3	2.7
60°	753.5	669.8	580.7	497.0	412.7	331.7	15.0	8.3	5.3	3.5	2.7
62.5°	802.7	707.2	611.2	518.9	429.0	344.2	13.4	6.9	4.6	3.0	2.4
65°	790.7	693.3	600.2	507.1	419.1	336.2	11.8	6.2	4.0	2.7	2.4
66°	773.3	677.0	583.4	494.8	410.9	327.7	11.0	5.9	3.7	2.7	2.1
67.5°	735.3	642.2	552.9	470.5	388.1	311.3	9.9	5.3	3.5	2.4	2.1
70°	628.0	543.5	472.1	398.8	331.7	262.4	8.0	4.6	3.0	2.1	2.1
72.5°	415.7	358.2	310.5	267.2	223.3	173.3	6.7	3.7	2.4	2.1	1.9
75°	156.7	141.8	121.7	109.4	95.5	83.7	5.3	2.4	1.9	1.9	1.9
77.5°	27.8	25.7	22.7	20.9	19.3	17.7	4.3	1.6	1.6	1.9	1.9
80°	18.7	17.4	15.8	14.4	13.4	12.0	3.0	1.4	1.6	1.6	1.9
82.5°	13.4	12.6	11.8	10.7	9.9	8.8	1.9	1.4	1.6	1.6	1.6
85°	8.0	7.5	6.9	6.4	5.6	5.3	1.4	1.4	1.4	1.6	1.6
87.5°	2.1	1.9	2.1	2.1	1.6	1.9	1.1	1.1	1.1	1.4	1.4
90°	0.0	0.0	0.0	0.0	0.0	0.0	0.0	0.0	0.0	0.0	0.0



REPORT NUMBER: P162465

CATALOG NUMBER: EMM-E01-LED-E1-SL3-HSS-8030

CANDELA DISTRIBUTION (continued):

	145°	155°	165°	175°	180°
0°	42.0	42.0	42.0	42.0	42.0
2.5°	35.6	35.6	35.0	35.8	35.8
5°	30.7	30.7	30.5	30.7	30.7
7.5°	28.1	27.8	27.8	27.8	28.1
10°	25.7	25.4	25.4	25.4	25.4
12.5°	23.5	23.3	23.0	23.3	23.3
15°	21.7	21.1	21.1	21.1	21.1
17.5°	20.1	19.5	19.3	19.3	19.3
20°	18.5	17.7	17.7	17.7	17.7
22.5°	16.9	16.0	16.0	16.0	16.0
25°	15.2	14.4	14.4	14.4	14.4
27.5°	13.9	13.1	13.1	13.1	13.1
30°	12.3	11.8	11.8	12.0	11.8
32.5°	11.2	10.4	10.4	10.7	10.7
35°	9.9	9.4	9.4	9.4	9.4
37.5°	8.6	8.0	8.0	8.0	8.0
40°	7.5	6.9	6.7	6.9	6.9
42.5°	6.4	5.9	5.6	5.6	5.6
45°	5.6	4.8	4.6	4.8	4.8
47.5°	4.6	4.0	4.0	4.3	4.3
50°	3.5	3.5	3.7	4.3	4.3
52.5°	3.2	3.2	3.7	4.3	4.3
55°	3.0	3.2	3.7	4.0	4.3
57.5°	2.7	3.2	3.7	4.0	4.0
60°	2.7	3.0	3.5	4.0	4.0
62.5°	2.4	2.7	3.2	3.7	3.7
65°	2.4	2.7	3.2	3.7	3.7
66°	2.4	2.7	3.2	3.7	3.7
67.5°	2.4	2.7	3.2	3.7	3.7
70°	2.4	2.7	3.2	3.5	3.5
72.5°	2.1	2.4	3.0	3.5	3.5
75°	2.1	2.4	3.0	3.5	3.5
77.5°	2.1	2.4	3.0	3.5	3.5
80°	2.1	2.4	3.0	3.2	3.5
82.5°	1.9	2.4	2.7	3.2	3.2
85°	1.9	2.1	2.7	3.0	3.2
87.5°	1.6	1.9	2.1	2.7	2.7
90°	0.0	0.0	0.0	0.0	0.0

(END OF REPORT)